

spirax/sarco®

Orifice Plate Flowmeters

Orifice Plate Flowmetering System (density compensated)

DESCRIPTION

The Spirax Sarco Orifice Plate Metering system is suitable for measuring the rate of flow of steam, liquids and most gases. For steam and gas flowmetering applications, it is important to take account of changes in flowing density due to flowing pressure and temperature variations. If ignored these changes in flow density will cause significant measurement errors. Liquids being non-compressible do not suffer from this problem and generally density compensation is not required. Compatible Flow Computers, Pressure and Temperature Transmitters are listed in the Associated equipment section.

Options available:

The Spirax Sarco Orifice Plate Metering package is available in a number of options to suit most requirements. For applications requiring density compensation, select one of the four basic options and add a flow computer and pressure/temperature measuring equipment as required:

Option 1	M410 orifice plate and gaskets
Option 2	M410 orifice plate, gaskets and M610 DP transmitter assembly
Option 3	M410 orifice plate, gaskets, carrier ring assembly and F50C isolation valves
Option 4	M410 orifice plate, gaskets, carrier ring assembly and F50C isolation valves and M610 DP transmitter assembly

M410 orifice plate. This is installed in the line at the point where the flow is to be measured. It produces a differential pressure proportional to the rate of flow.

F50C isolation valves. These are used to isolate the impulse lines close to the orifice plate.

M610 DP transmitter assembly. This is installed close to the orifice plate and converts the differential pressure to a 4-20mA signal for retransmission to other equipment. The M610 is supplied ready fitted with a 3 way manifold which acts as secondary isolation and pressure equalization valve.

ASSOCIATED EQUIPMENT

EL2600 Pressure transmitter. This is installed in the impulse piping (high pressure side) and provides a pressure signal for density compensation.

EL2271 Temperature sensor and transmitter assembly. This is installed in the line upstream of the orifice plate and provides a temperature signal for density compensation. (Suitable for temperatures up to 482°F).

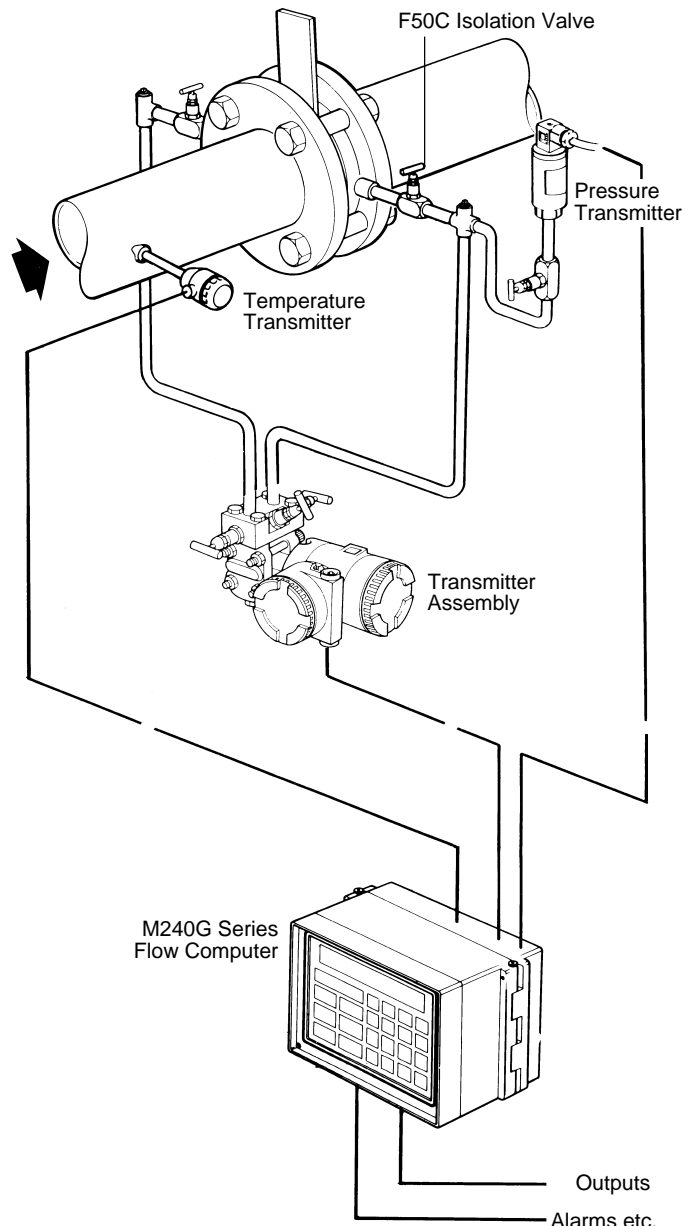
EL2270 Temperature sensor. This is a Pt100 temperature sensor that is installed in the line to provide a temperature signal to the remote EL2810 temperature transmitter. (Suitable for temperatures up to 932°F).

EL2810 Temperature transmitter. This is a remote temperature transmitter for use in conjunction with the EL2270 temperature sensor for applications with temperatures between 482°F and 932°F.

M240G Series Steam flow computer. This flow computer is suitable for use with orifice plates on saturated and superheated steam flow applications. It uses the flow, pressure and temperature signals to carry out necessary density compensation calculations for all steam conditions up to a maximum of 609 psig/932°F. Outputs to drive the DP, pressure and temperature transmitters are standard

M250G Series Gas flow computer. Details as for the M240G series flow computer except that the M250G series flow computer is for gas applications.

M410 Orifice plate and Carrier assembly



Typical configuration shown here is for a superheated steam application. Gas applications will differ slightly

Orifice Plate Flowmeters

Orifice Plate Flowmetering System (density compensated)

DENSITY COMPENSATED SYSTEM REQUIREMENTS

In addition to a M410 assembly (Option 1 - 4), the following components are required:

Saturated Steam

Either a EL2600 pressure transmitter or a EL2271 temperature transmitter (substitute with EL2270 & EL2810 for temperatures above 482°F), and a M240G series steam flow computer.

Superheated Steam

Both a EL2600 pressure transmitter and a EL2271 temperature transmitter (substitute with EL2270 & EL2810 for temperatures above 482°F), and a M240G series steam flow computer.

Gases

Both a EL2600 pressure transmitter and a EL2271 temperature transmitter (substitute with EL2270 & EL2810 for temperatures above 482°F), and a M250G series gas flow computer.

PERFORMANCE

The performance of an orifice plate metering system can be greatly influenced by installation variables, so the figures given below are for guidance only:

Accuracy: typically +/- 3% of actual flow.
 (equivalent to +/- 1.5% full scale deflection at 50% of rated maximum flow).

Repeatability: typically +/- 0.3%.

Turndown: typically 4:1.

INSTALLATION

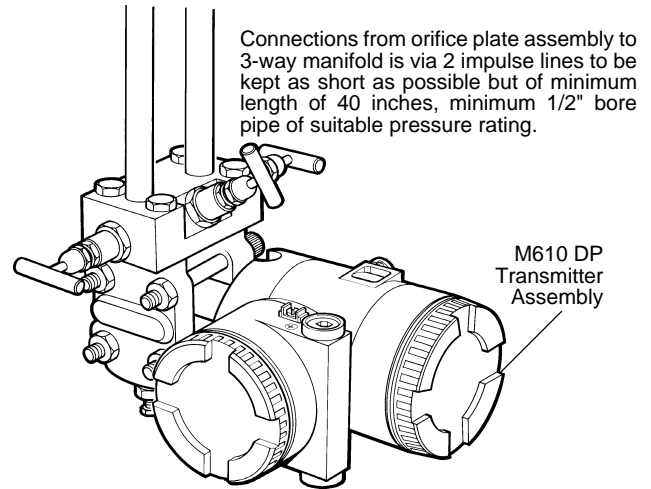
It is important that all details of the installation conform to ASME-MFC-3M. Of special note, is the long, straight lengths of pipe that must be present upstream of the orifice plate. As an approximate guide, 20 to 30 pipe diameters upstream and 5 downstream should be adequate but it is recommended that reference is made to the relevant standard. A summary of the basic requirements is included with the M410 equipment.

HOW TO SPECIFY

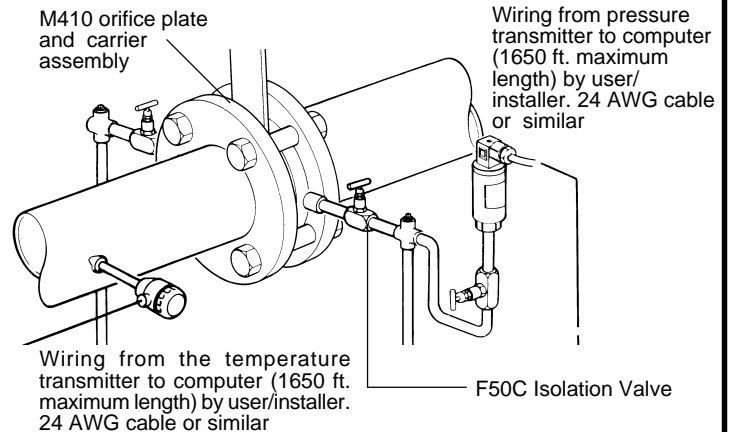
1- Spirax Sarco M410 Orifice plate flowmeter system with automatic density compensation to meet requirements of ASME-MFC-3M.

HOW TO ORDER

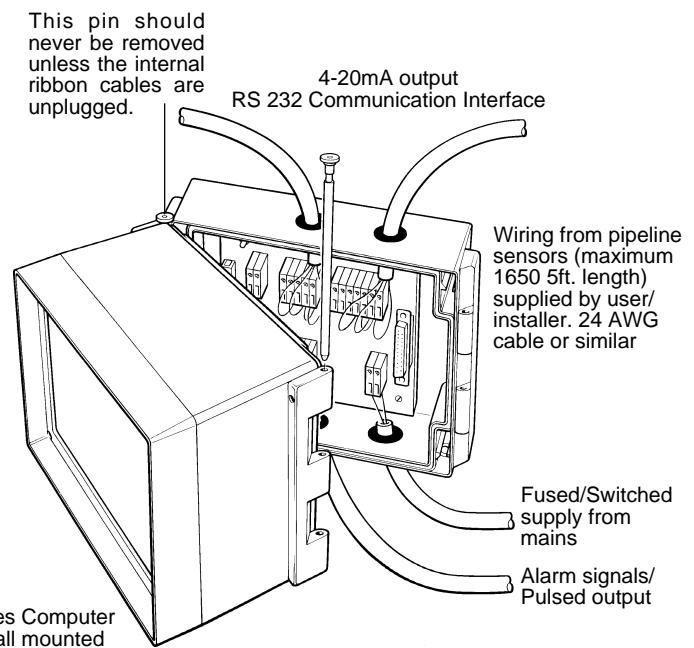
1- Spirax Sarco M410 Orifice Plate Steam Metering System to include tab handled plate and carrier, F50C isolation valves, M610 DP transmitter assembly, EL2600 pressure transmitter and M240G Steam Flow Computer. (Full details as specified on Customer Data Sheet TIS 8.203)



Typical M610 installation for steam applications



Configuration showing M410 orifice plate with carrier for steam applications



TIS 8.202 US 09.99

© Spirax Sarco, Inc. 1999