

spirax/sarco®

M10F Ball Valve 1/4" to 2-1/2"

Description

M10F is a three piece firesafe antistatic ball valve designed for steam and other industrial fluids for service ranging from vacuum to the higher temperatures and pressures.

Firesafe design

In normal working conditions, the ball rests against R-PTFE seals ensuring total closure.

When the valve is submitted to temperature above the limits R-PTFE can withstand, the seat becomes deformed and renders the R-PTFE to extrusion. When the R-PTFE has been totally destroyed, the ball will come to rest firmly against the metal seat in the cap, producing a metal-metal closing. This secondary seat in the valve cap, that has been machined with the same radius as the ball, ensures the valve will operate

t international API Spec 6FA standard, and BS 6755 part 2 standards.

Available types

M10F2RB Zinc plated carbon steel body, reduced bore.

M10F2FB Zinc plated carbon steel body, full bore.

Options

- Self venting ball.

Sizes and pipe connections

1/4", 3/8", 1/2", 3/4", 1", 1-1/4", 1-1/2", 2", (2-1/2" only available with reduced bore).

Screwed BSP, BSPT, NPT, BW, SW full bore and reduced bore.

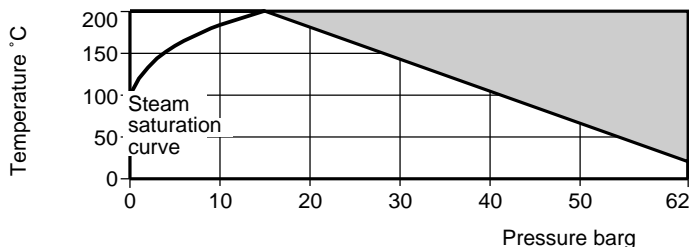
Technical data

Flow characteristic	Modified linear
Port	Full and reduced bore versions
Leakage	Test procedure to ISO 5208 (rate A)
Antistatic	Complies with ISO 7121 and BS 5351
Firesafe	Designed to BS 6755 part 2 and API Spec 6FA standards

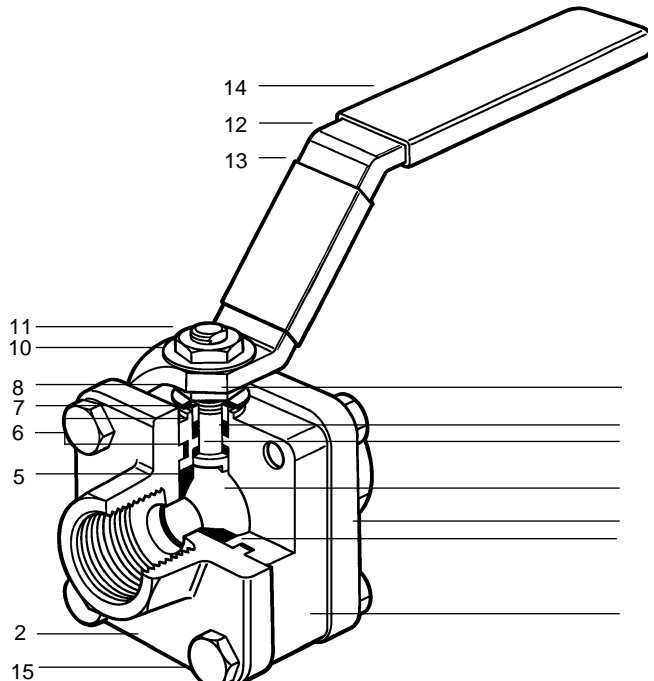
Limiting conditions

Maximum operating temperature	392° F @ 215 psig (200°C @ 15 barg)
Maximum operating pressure	900 psig @ 77°F (62 bar g @ 25°C)
Maximum saturation steam pressure	215 psig (15 barg)
Maximum cold hydraulic test pressure	1350 psig (93 barg)

Operating range



■ The product must not be used in this region.



Materials

No	Part	Material	
1	Body	Zinc plated carbon steel	ASTM A105
2	Cap	Zinc plated carbon steel	ASTM A105
3	Ball	Stainless steel	AISI 316
4	Stem	Stainless steel	AISI 316
5	Seat	R-PTFE	
6	Stem seal	Antistatic R-PTFE	
7	Separator	Zinc plated carbon steel	SAE 1010
8	Belleville washer	Stainless steel	AISI 301
9	Nut	Zinc plated carbon steel	SAE 1010
10	Name-plate (DN)	Stainless steel	AISI 430
11	Stem nut	Zinc plated carbon steel	SAE 1010
12	Lever	Zinc plated carbon steel	SAE 1010
13	Name-plate	Stainless steel	AISI 430
14	Grip	Vinyl	
15	Bolts	Zinc plated carbon steel	ASTM A193 B7
16	Stem seal	Graphite	
17	Body gasket	Graphite	

Dimensions / weights (approximate) in mm and kg

Reduced bore

Size	A	A1	B	C	D	E	Weight
"	60	49	120	63	26	11	0.66
3/8"	60	49	120	63	26	11	0.66
"	60	49	120	63	26	11	0.66
"	66	58	120	66	29	14	0.85
1"	80	78	157	94	33	21	1.50
1 "	96	91	157	99	37	25	2.30
1 "	102	96	180	111	41	31	3.00
2"	118	112	180	117	48	38	4.50
2 "	146	146	245	134	57	51	7.80

Full bore

Size	A	A1	B	C	D	E	Weight
"	60	60	120	63	26	11	0.66
3/8"	60	60	120	63	26	11	0.66
"	66	65	120	66	29	14	0.85
"	80	80	157	94	33	21	1.50
1"	96	96	157	99	37	25	2.30
1 "	102	102	180	111	41	31	3.00
1 "	118	118	180	117	48	38	4.50
2"	146	146	245	134	57	51	9.10

C_v values

Size	1/4"	3/8"	1/2"	3/4"	1"	1-1/4"	1-1/2"	2"	2-1/2"
Reduced bore	3.5	7.5	7	11.5	31.5	57	81.5	120.5	196.5
Full bore	3.5	7.5	19	42	67.5	104	179	239.5	-

Operating torques (ft / lb)

Size	1/4"	3/8"	1/2"	3/4"	1"	1-1/4"	1-1/2"	2"	2-1/2"
Reduced bore	1.5	1.5	1.5	3	10	15.5	23	29.5	33.5
Full bore	1.5	1.5	3	10	15.5	23	29.5	33.5	-

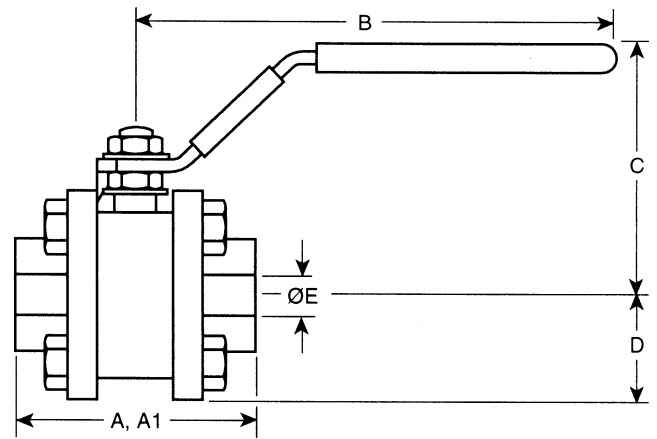
The indicated torque values are for valves frequently operated, that are submitted to a maximum differential pressure of 900 psig.

Valves that are subject to loing static periods, may require up to 75 % greater break out torque.

Maintenance

Before commencing any dismantling work ensure that no flow is taking place in the pipeline and the line is isolated. Any fluid remaining in the line should be drained off.

To fit new parts, remove the valve from the pipeline, and remove the eight coupling bolts. Remove the valve body and fit parts as necessary. Whenever the valve is dismantled, the graphite stem seals and body gaskets (16, 17) must be replaced before reassembly.



A: Scrd and BW
A1: SW

How to order

Example: Spirax Sarco " screwed NPT M10F2RB ball valve.

Spare parts

The spare parts available are shown in heavy outline. Parts drawn in broken line are not supplied as spares.

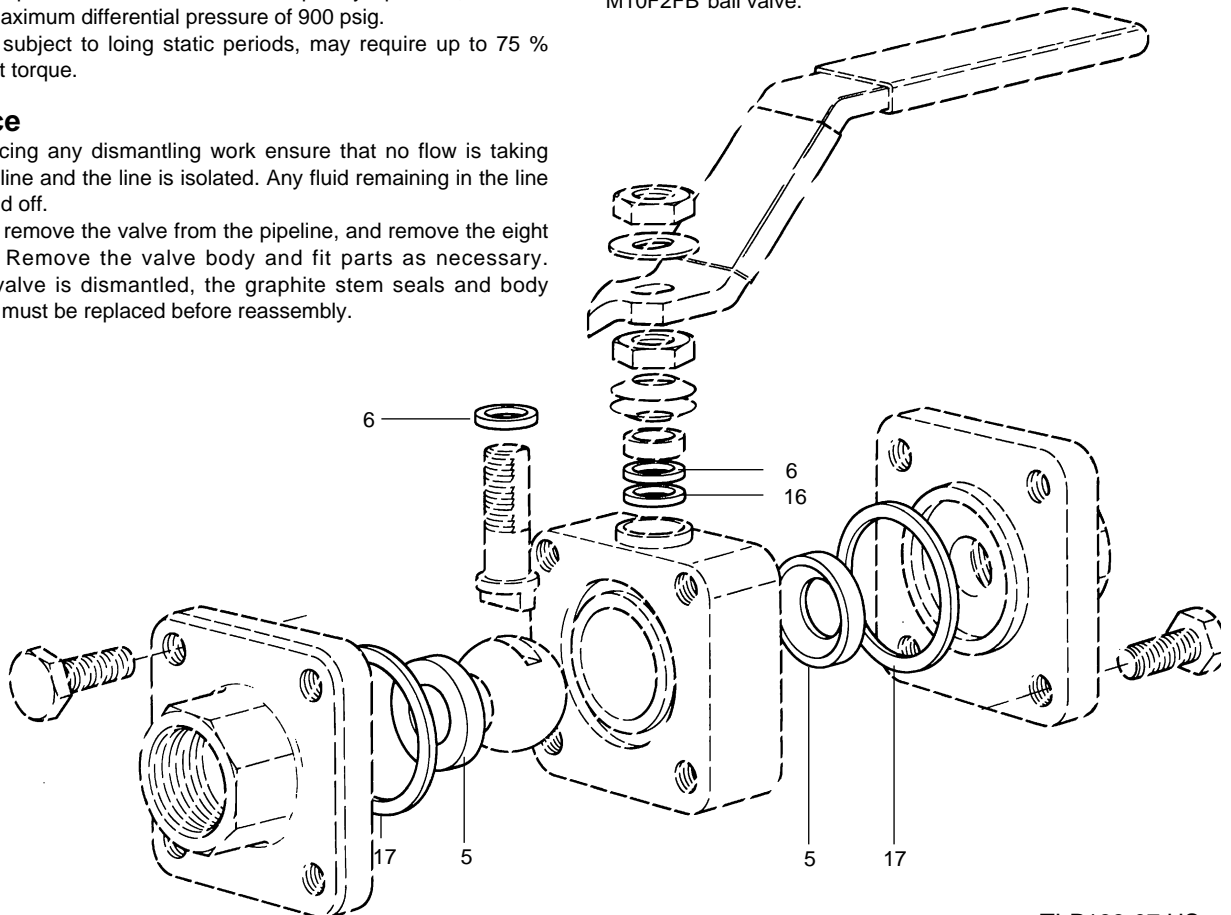
Available spare

Seat, stem seal set and body gaskets 5, 6, 16, 17

How to order spares

Always order spares by using the description given in the column headed Available Spares and stating the size and type of ball valve.

Example: 1-Body gasket, seat and stem seal set for 1/2" M10F2FB ball valve.



© Spirax Sarco, Inc. 2001